




VRLA Rechargeable Battery

BPS26-12



FEATURES

- Maintenance free(no water topping-up required).
- No free acid(Non-spillable battery).
- Low self-discharge rate, lower than 3% capacity loss per month.
- Can be used in any orientation(excluding used inverted).
- Absorbent Glass Mat technology for efficient gas recombination.
- Service Life — 12 Years.
According to Eurobat (20 °C) — Very Long Life


APPLICATIONS

- UPS
- Wheelchairs
- Lawn Mowers
- Golf-Carts
- Electronic Medical Equipment




SPECIFICATIONS

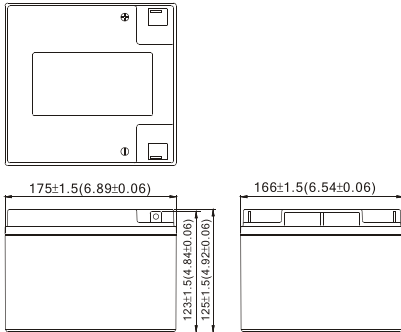
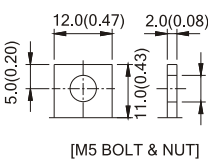
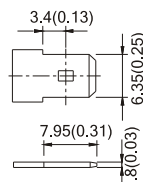
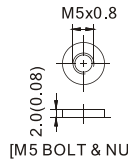
Nominal Voltage	12 V
Nominal Capacity	26.0Ah @ 20 hour rate F.V.(1.75V/cell)
Approx. Weight	9400g(20.73lbs.)
Terminals	B1 (Fitting M5 bolt & nut) , T2 and I1 are optional
Internal Resistance	≤10mΩ (Fully Charged)
Max. Discharge Current	390 A (5 sec.)
Max. Charge Current	7.8 A
Operating Temperature Range	Charge: 0°C~40°C(32°F~104°F) Discharge: -20°C~50°C(-4°F~122°F) Storage.: -20°C~40°C(-4°F~104°F)
Container Material	Standard: ABS(UL94 HB) BPS26-12 Optional: Flame Retardant ABS(UL94 V-0) BPS26-12FR



MH19884



- IEC 61056-1
- JIS C 8702-1
- GB/T 19639.1

DIMENSION(mm/inch)	OUTER DIMENSIONS	TERMINAL TYPE
<p>■ Length 175±1.5 (6.89±0.06)</p> <p>■ Width 166±1.5 (6.54±0.06)</p> <p>■ Container Height 123±1.5 (4.84±0.06)</p> <p>■ Total Height 125±1.5 (4.92±0.06)</p>		<div style="display: flex; justify-content: space-around;"> <div style="text-align: center;"> <p>● Terminal B1</p>  <p>[M5 BOLT & NUT]</p> </div> <div style="text-align: center;"> <p>● Terminal T2</p>  </div> <div style="text-align: center;"> <p>● Terminal I1</p>  <p>[M5 BOLT & NUT]</p> </div> </div> <p style="text-align: center;">Terminal Hardware Initial Torque: B1(2.5Nm±5%),I1(4.0Nm±5%)</p>

Constant power discharge characteristics at 25 °C/77 °F Unit: W

Discharge Time F.V. (V/cell)	5 Min	10 Min	15 Min	30 Min	1 Hr	3 Hr	5 Hr	10 Hr	20 Hr
1.80V	940	692	555	330	189.2	75.79	52.25	29.20	15.37
1.75V	1088	750	580	342	194.9	77.30	53.04	29.64	15.60
1.70V	1156	777	598	350	198.4	78.00	53.33	29.79	15.68
1.65V	1208	795	612	355	200.8	78.54	53.52	29.88	15.72
1.60V	1248	811	624	359	202.8	79.01	53.68	29.88	15.72

Constant current discharge characteristics at 25 °C/77 °F Unit: A

Discharge Time F.V. (V/cell)	5 Min	10 Min	15 Min	30 Min	1 Hr	3 Hr	5 Hr	10 Hr	20 Hr
1.80V	84.7	60.9	48.2	28.0	15.90	6.32	4.35	2.433	1.281
1.75V	99.8	66.0	50.4	29.0	16.38	6.44	4.42	2.470	1.300
1.70V	106.1	68.4	52.0	29.7	16.67	6.50	4.44	2.482	1.307
1.65V	110.8	70.0	53.2	30.1	16.87	6.55	4.46	2.490	1.310
1.60V	114.5	71.4	54.3	30.4	17.04	6.58	4.47	2.490	1.310

All data shall be changed without prior notice, BB reserves the right to explain and update the information contained herein.